

The Town of Sharon WATER METER REPLACEMENT PROGRAM

YOUR WATER METER WAS REPLACED AND
UPGRADED WITH A NEW METER THAT
ALLOWS US TO OBTAIN READINGS REMOTELY

PLEASE FOLLOW THESE IMPORTANT
INSTRUCTIONS BEFORE USING WATER:

Before using water everywhere in your home, turn on the cold water in a bath tub on the highest elevation and allow it to run until the water is clear and any air flushed.

The initial water may be discolored and may contain some debris. The water is perfectly safe to use.

You are now ready to use all water faucets in your home.

Please inspect the area around the water meter within the next 24 hours to notify us of any questions or concerns.


Thank you for taking the time out of your day to make this appointment.

How to read your new - Badger Meter E-Series Meter:

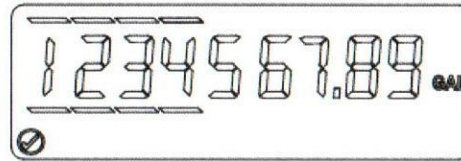
- 9-digit consumption display



- Rate of flow




- How to read the 9-digit display



Meter reading to the nearest?	100th gallon =	1234567.89
	10th gallon =	1234567.8
	1 gallon =	1234567
	10 gallons =	123456
	100 gallons =	12345
Typical Billing Units	1000 gallons =	1234

Status Indicators:



Encoder operating normally

Encoder Alarm (multiple)

Reverse Flow

Suspected Leak

No Usage

Low Battery



The Town of Sharon is pleased to offer an
online customer portal and phone application.

EyeOnWater (EOW) services give consumers direct access to their water consumption data and provide tools to help them manage their water use. EOW enables customer outreach and delivers information to them on the web and through mobile phone apps. EyeOnWater also delivers leak alerts and usage trends to customers through email, text messages or on-smart device notifications.

To Access Your Personalized Online Portal:

Visit <https://eyeonwater.com/signup> to
create your online account.

You will need the following information:
Zip Code, Account Number, and Email Address

(The "Eyeonwater" phone app. is also available for Android
and iOS devices in the app. store.)

